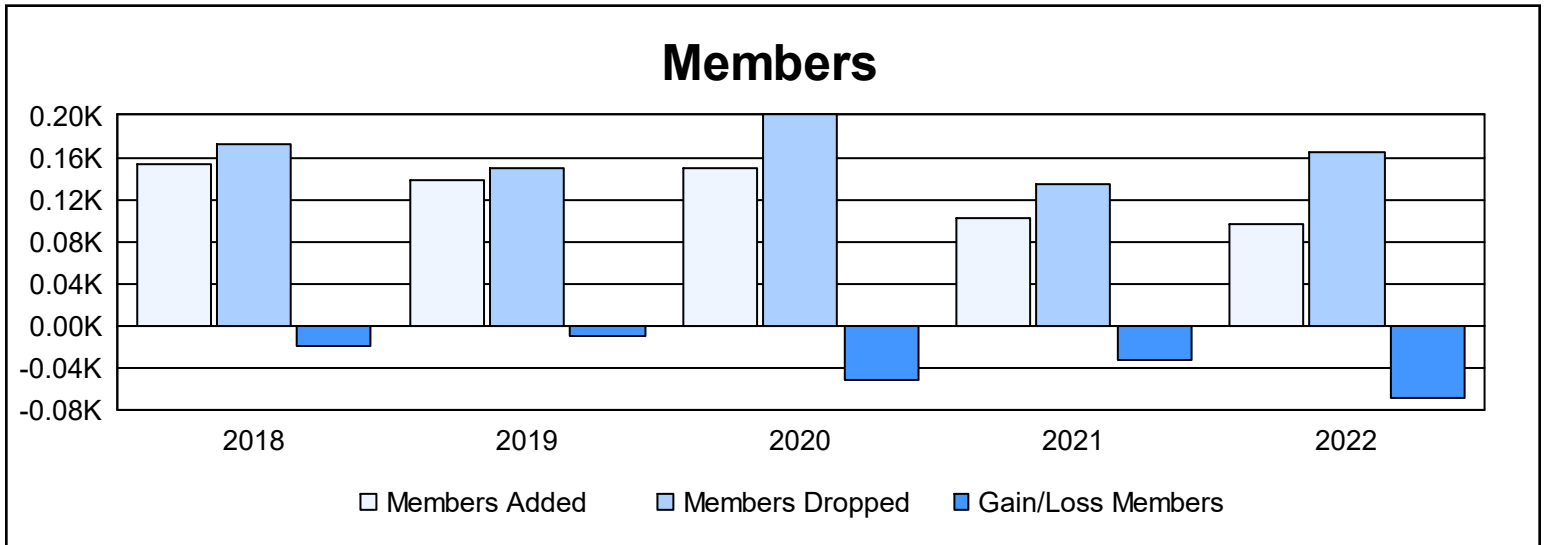
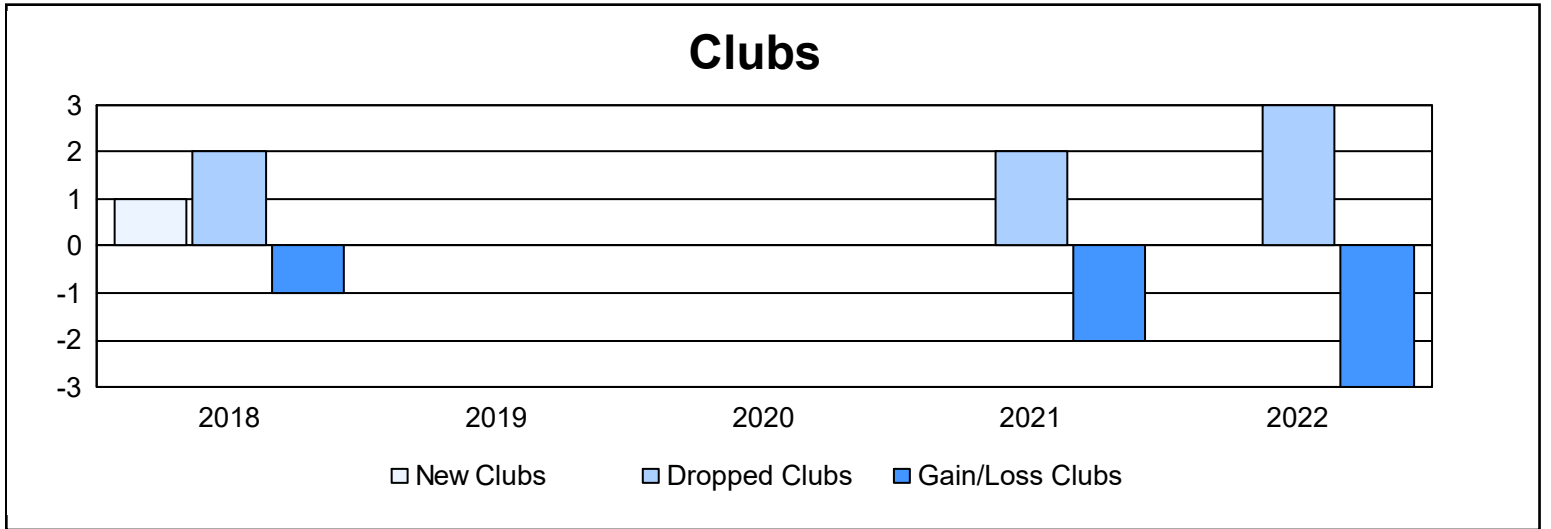
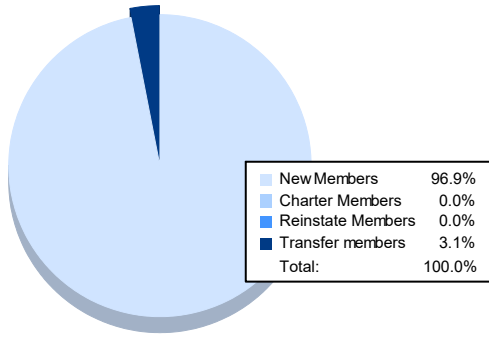


| Year | New Clubs | Dropped Clubs | Gain/ Loss Clubs | New Members | Charter Members | Reinstate Members | Transfer Members | Total Member Added | Total Members Dropped | Gain/ Loss Members |
|----------------|-----------|---------------|------------------|-------------|-----------------|-------------------|------------------|--------------------|-----------------------|--------------------|
| 2017-2018 | 1 | 2 | -1 | 130 | 21 | 2 | 0 | 153 | 172 | -19 |
| 2018-2019 | 0 | 0 | 0 | 129 | 0 | 3 | 7 | 139 | 149 | -10 |
| 2019-2020 | 0 | 0 | 0 | 145 | 0 | 2 | 2 | 149 | 200 | -51 |
| 2020-2021 | 0 | 2 | -2 | 100 | 0 | 1 | 1 | 102 | 134 | -32 |
| 2021-2022 | 0 | 3 | -3 | 93 | 0 | 0 | 3 | 96 | 165 | -69 |
| Average | 0 | 1 | -1 | 119 | 4 | 2 | 3 | 128 | 164 | -36 |



Membership Composition June 2022 Cumulative



Gender Composition June 2022 Cumulative

